



**PRODUCT INFORMATION** Shift-p-LSchrank2\_TY\_EN - 24.05.2023 - [www.vs-furniture.com](http://www.vs-furniture.com)

## Shift+ Landscape Mobile cabinet elements with doors for specialist rooms.

Structure of glued linear bodies on a steel cross-member with 4 technical casters, 2 of which are lockable. Optional with 4 adjustable feet.

Body of melamine-resin-coated chipboards with glued-on plastic edge. With glued center walls for partitioning the bodies. With rows of holes (25 mm) for adjustable shelf inserts and a perforated-plate back panel. Partly with plastic boxes/trays on guide rails (see table).


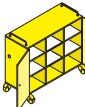

Front consisting of 1, 2 or 3 wing doors with bow-type handle, inset-type handle or handle knob (see table).

Locking system optionally with cylinder or turn-knob locks.

Function: Optional with magnets on the outer sides for docking further cabinet elements.

Push-handles (optional) made of steel on the top of the body.

The following material groups are available to choose from: Body made of chipboard: L4; Front made of chipboard: L4, (orange, light blue, light green); Perforated-plate: M1; Gratnells plastic box: C3.

	* Possibility of choosing boxes and shelf inserts for each row									
<b>Shift+ Landscape</b>	h with (without) handle = 96,9 (91,5)	<b>45324</b>			<b>45323</b>			<b>45322</b>		
	h with (without) handle = 115,6 (110,2)		<b>45329</b>			<b>45328</b>			<b>45327</b>	
	h with (without) handle = 134,4 (129,0)			<b>45342</b>			<b>45341</b>			<b>45340</b>
	w-d	105,5-42,5								
	Number of doors	1			2			3		
	Number of raw	3								
* Number of boxes (h 7.5/15) per row	8/4	10/5	12/6	8/4	10/5	12/6	8/4	10/5	12/6	
* Number of shelf inserts per row	6									