



**PRODUCT INFORMATION** S800-Regal-4-8\_TY\_US - 22.11.2021 - [www.vsamerica.com](http://www.vsamerica.com)

## Series 800 Shelving cabinets (wide: 15.75 - 31.5).






Element cabinet (for details, see table) in the height units 2, 3, 4, 5 and 6 FH.

Type: Open shelving cabinet.

Interior equipment consisting of adjustable shelf inserts.

Construction: Models from a height of 77.625 or models with drawers and/or pullouts (DGUV Regel 108-007) must be secured to the wall or floor.

The following material groups are available: Body and bases made of chipboard: L6.

						
<b>Series 800</b>	H (in inches for standard base) =	33 <sup>1</sup> / <sub>4</sub> 2FH	48 <sup>1</sup> / <sub>8</sub> 3FH	62 <sup>7</sup> / <sub>8</sub> 4FH	77 <sup>5</sup> / <sub>8</sub> 5FH	92 <sup>3</sup> / <sub>8</sub> 6FH
<b>D=16<sup>3</sup>/<sub>4</sub></b>	W= 15 <sup>3</sup> / <sub>4</sub> "	44030	44031	44032	44033	44034
	W= 19 <sup>3</sup> / <sub>4</sub> "	44130	44131	44132	44133	44134
	W= 23 <sup>5</sup> / <sub>8</sub> "	44230	44231	44232	44233	44234
	W= 31 <sup>1</sup> / <sub>2</sub> "	44035	44036	44037	44038	44039
<b>D=22<sup>7</sup>/<sub>8</sub></b>	W= 15 <sup>3</sup> / <sub>4</sub> "	44330	44331	44332	44333	44334
	W= 19 <sup>3</sup> / <sub>4</sub> "	44430	44431	44432	44433	44434
	W= 23 <sup>5</sup> / <sub>8</sub> "	44530	44531	44532	44533	44534
	W= 31 <sup>1</sup> / <sub>2</sub> "	44335	44336	44337	44338	44339
	Adjustable shelf inserts	1	2	3	4	5